



Key Features

- Manage and monitor up to 20 Wireless APs
- Comprehensive L2 Switch Features
- 8 Gigabit ports with IEEE802.3af/at PoE support
- Access Point Auto Discovery & Provisioning
- Access Point Cluster Management
- Topology View / Floor Plan View / Map View
- Intelligent AP Diagnostic & Troubleshooting
- Centralized Bulk AP Firmware Upgrade
- 2 RJ45 & 2 SFP Slots for additional connectivity
- Internal Power Supply with 130w PoE Budget

8-Port Gigabit PoE+ L2 Wireless Management Switch with 2 GbE Ports and 2 Dual-Speed SFP

Wireless Management made easy: EnGenius EWS Wireless Management Switch Series takes wired/wireless network switching to a whole new level

EnGenius EWS5912FP is an affordable centralized wired/wireless management system developed specifically for entry-level small-to-medium businesses. This powerful device can be easily deployed and operated by non-tech experts and installed effortlessly and quickly. Any organization with limited IT engineer and budget can create a stable and secure wireless network in no time. With no additional costs or license purchasing necessary, network administrators can manage and monitor both wired and wireless nodes through a single web interface. The EWS5912FP can manage up to 20 wireless APs and provides easy-to-setup Wireless Access Point configuration in matter of seconds.

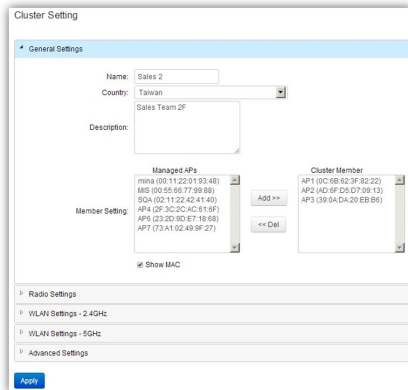
Besides its powerful wireless management capabilities, the EWS5912FP also excels as an advanced full-featured L2 PoE switch providing 8 Gigabit ports that supports 802.3af/at-compliant PoE, with a total PoE power budget of up to 130w and complete PoE management functions, powerful enough for deploying PDs such as network cameras, wireless access points and VoIP phones. 2 Gigabit Uplink Ports and 2 Dual-Speed SFP slots are also present for additional connectivity. Whether the end nodes are a wired server or a wireless AP, the entire network can be managed and monitored via this powerful device.

Optimized Integration with No Bottleneck

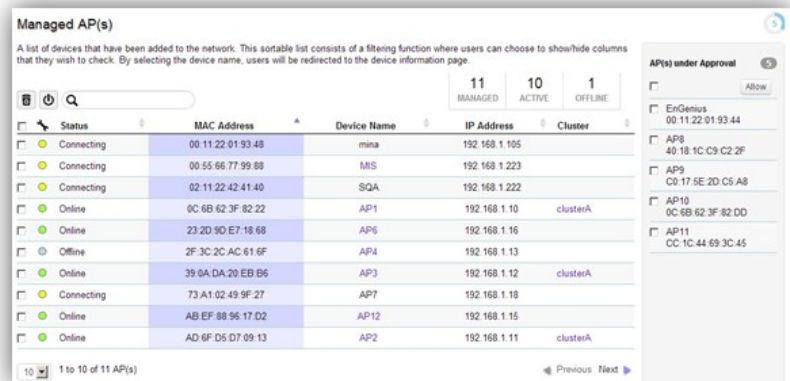
EnGenius EWS5912FP integrates seamlessly with existing routers, switches, firewalls, authentication servers and other network devices, and can be placed within any network, configured to act as both a Wireless Controller as well as a Layer 2 PoE Gigabit switch, providing robust and centralized management of the whole network through one powerful system!

Streamlined Configuration to Serve Multiple Constituencies

EWS5912FP can automatically discover any supported EnGenius APs connected to the network with a simple click of a mouse, self-configure and become instantly manageable. Simply log into the device via a web browser and assign APs into cluster groups. Wireless Radio, Wireless Security and other AP configurations can all be easily applied to multiple APs simultaneously, eliminating the time consuming process of configuring each and every Wireless Access Points individually.



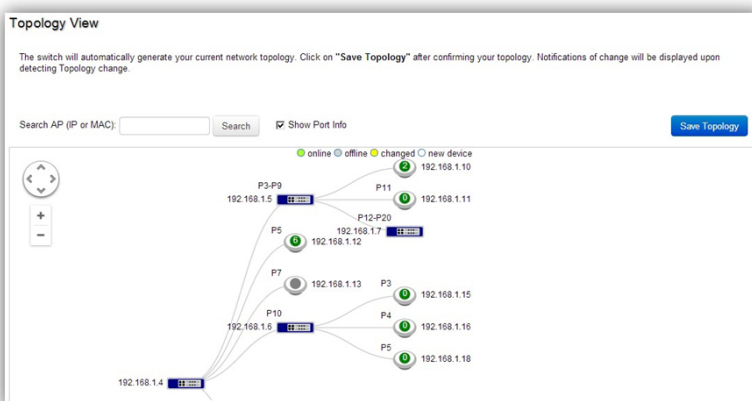
Cluster Setting: Assign APs to clusters for group configuration



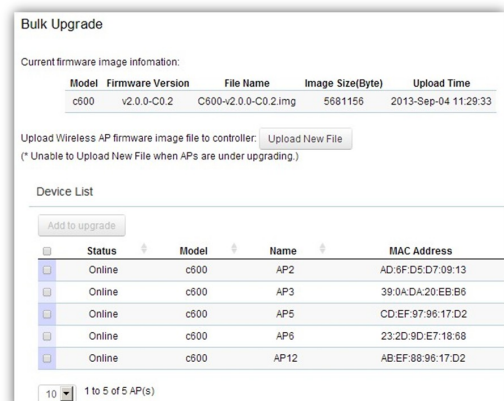
Managed AP(s) List: Easily install, configure, manage and monitor all APs in network

Intuitive User Interface for Easy Management

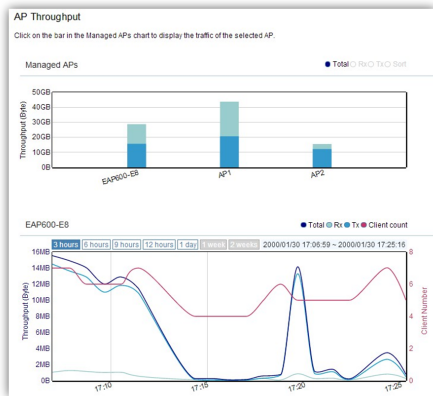
EnGenius EWS5912FP's user friendly GUI provides instant access to a variety of client and network information including Managed AP List, Auto Discovered AP List, Cluster Grouping List, and Client List with complete MAC/IP Address, Incoming/Outgoing Traffic, Wireless Output Power and other relevant information. Statistics of AP and client traffics are automatically generated into easy-to-understand graphs, providing a visual representation of the network traffic. Not to forget the Topology View feature that allows administrators to quickly see the whole wired/wireless network topology at real-time for easier planning, troubleshooting and monitoring, as well as Floor Plan View and Map View which allows for quickly locating deployed APs, a helpful feature for large scale AP deployment and multi-site management. There's also an Intelligent Diagnostics feature for administrators to check the status of Wireless APs and provide easy troubleshooting for offline units and even capable of rebooting APs remotely. In addition, EWS5912FP's Bulk Upgrade feature can apply new firmware to all supported EnGenius Wireless Access Points on the network, thus greatly simplifying the firmware upgrade process.



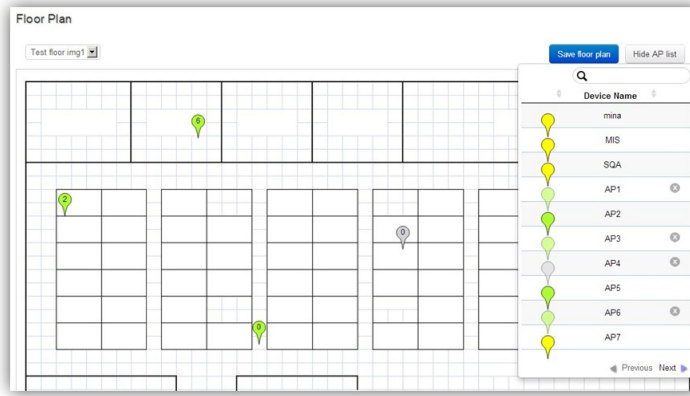
Topology View: Real-time Topology View for simplified planning, monitoring and troubleshooting



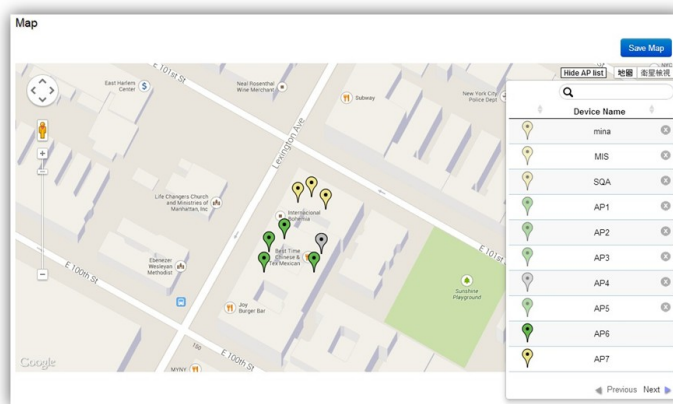
Bulk Upgrading: Hassle-free AP firmware upgrading



Statistics: Automatically generates easy-to-read network traffic charts



Floor Plan View: Upload custom floor plan images of your location



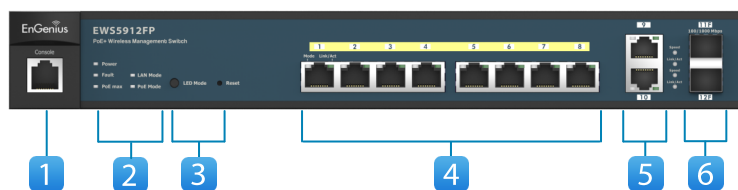
Map View: Simplifies multi-site management of large scale deployments.

Advanced WLAN Features

The Wireless Management Switch comes fully packed with advanced wireless networking features including Band Steering, Fast Handover, Fast Roaming, Mesh Network, Guest Network and SSL Certificate Management. *Wireless Band Steering* automatically directs 5GHz-compatible clients to a 5GHz band to ease traffic congestion on the 2.4GHz band, improving capacity, throughput, and the experience for users in crowded bandwidth-intensive wireless networks. *Fast Roaming* and *Fast Handover* allow mobile users to roam between different APs and seamlessly maintain an uninterrupted connection for latency-sensitive voice and video applications. *Mesh Network*¹ further extends WLAN coverage without the need to have APs physically connected to the switch, greatly reducing the cost and time requirements of deploying a complicated network. *SSL Certificate Management* enables users to easily setup a self-signed SSL Certificate for securing data transfer between the Wireless Management Switch and Wireless APs, providing a robust security fence for your wireless network.

Physical Interface

1. RJ45 Console Port
2. LED Indicators
3. Mode Selector & Reset button
4. PoE RJ45 Ethernet Ports
5. RJ45 Ethernet Ports
6. Dual-Speed SFP Slots



Technical Specifications

General Features

Switching Capacity: 24Gbps
Forwarding Mode: Store and Forward
SDRAM: 256MB
Flash Memory: 32MB

Port Functions

10 10/100/1000Mbps Ports
2 100/1000Mbps SFP Slots
1 RJ45 Console Port

PoE Capability

PoE Standard: supports IEEE 802.3af/at
PoE Capable Ports: Port 1~8 output up to 30W
Total PoE Power Budget: 130Watts

LED Indicators

Device: Power LED, Fault LED, PoE Max LED,
LAN Mode LED, PoE Mode LED
Copper Ports: LAN/PoE Mode, Link/Act
SFP Ports: Speed, Link/Act

Physical & Environment

Dimensions (W x D x H):
330 x 230 x 44 mm (13 x 9 x 1.73mm inches)
Weight: 1.996kg (4.4lbs)
Operating Temperature: 0 ~ 50°C (32 ~ 132°F)
Storage Temperature: -40 ~ 70°C (-40 ~ 158°F)
Humidity: 5 ~ 95% non-condensing

WLAN Management Features

- Wireless Network Management
 - Manage up to 20 Access Points
 - AP Auto Discovery and Provisioning
 - AP Auto IP-Assignment
 - AP Cluster Management
- Wireless Configuration
 - Remote AP Rebooting
 - AP Device Name Editing
 - AP Radio Settings
 - Band Steering
 - Traffic Shaping
 - AP Client Limiting
 - Fast Handover
 - Fast Roaming
 - Guest Network
 - Mesh Network¹
 - Wireless Security (WEP, WPA / WPA2 Enterprise, WPA-PSK / WPA2-PSK)
 - VLANs for Access Point - Multiple SSID

Wireless Network Monitoring

- AP Status Monitoring
- Wireless Client Monitoring
- Wireless Traffic and Usage Statistics
- Visual Topology View
- Floor Plan View
- Map View

Wireless Network Security

- Secure Control Messaging
- SSL Certificate

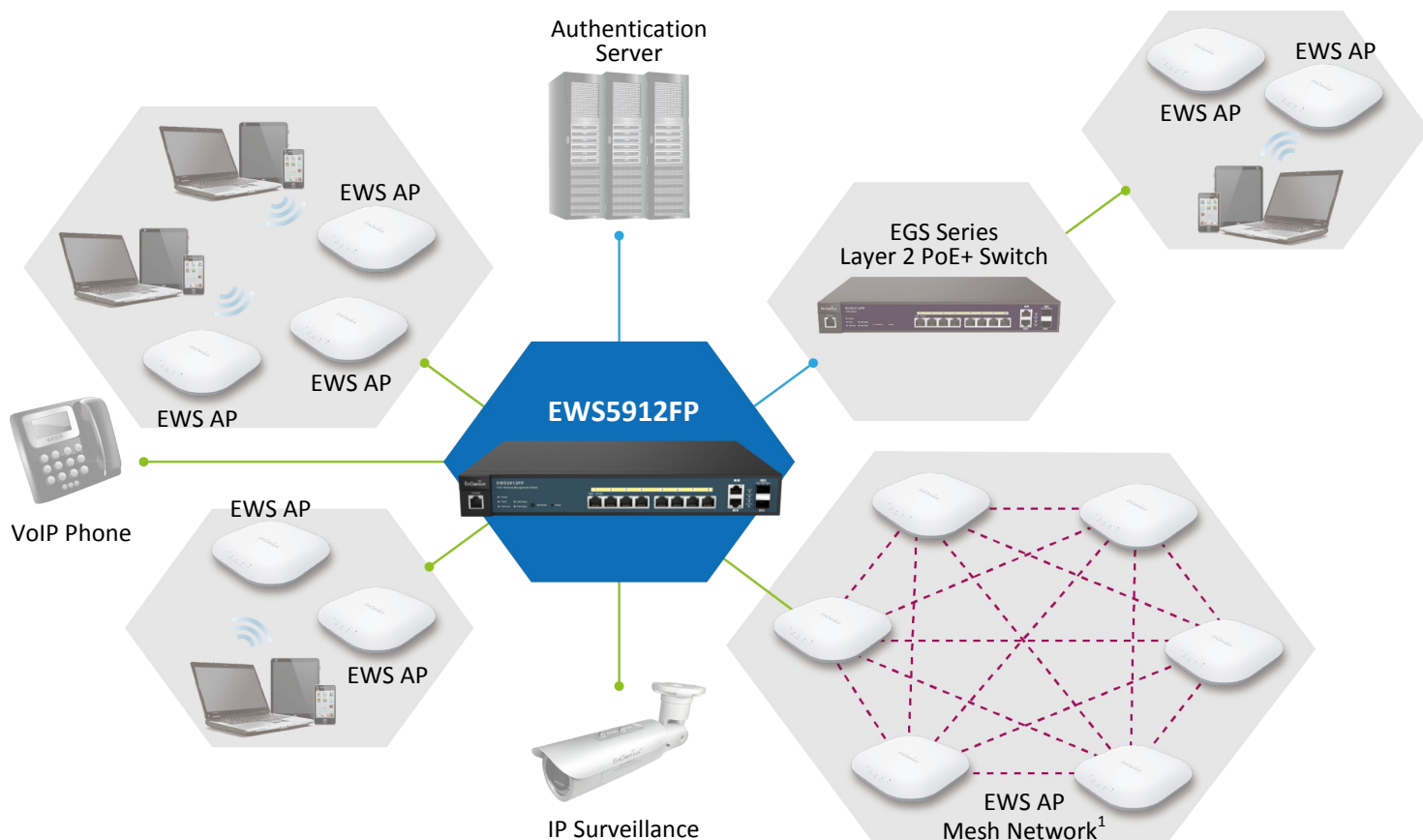
Management

- Local MAC Address Database
- Remote MAC Address Database (RADIUS)
- Unified Configuration Import/Export
- Intelligent Diagnostic
- Bulk Firmware Upgrade

L2 Features

- IEEE802.3ad Link Aggregation
- Port Mirroring
- STP / RSTP / MSTP
- IGMP Snooping v1/v2/v3
- IGMP Fast Leave
- MLD Snooping
- VLAN Group
- Voice VLAN
- CoS Queues
- IEEE802.1X Port-based Access Control
- IEEE802.1X Guest VLAN
- Port Security
- Storm Control
- Port Isolation
- Attack Prevention
- IPv4/ IPv6 Access Control List (ACL)
- Bandwidth Control
- PoE Management
- SSH Server
- Telnet Server
- TFTP Client
- BootP/DHCP Client
- SNMP v1/v2c/v3 support
- TFTP upgrade
- Command Line Interface (CLI)
- RADIUS Authentication
- SNTP
- RMONv1
- SYSLOG
- Cable Diagnostic
- MIB Support

Application Diagram



- Data Connection
- Power + Data Connection
- - - Mesh Network¹



Ordering Information

Product No.	Product Description
Wireless Management Switch	
EWS5912FP	8-Port Gigabit PoE+ L2 Wireless Management Switch with 2 GbE Ports and 2 Dual-Speed SFP; 130w
EWS7928P	24-Port Gigabit PoE+ L2 Wireless Management Switch with 4 Dual-Speed SFP; 185w
EWS7952FP	48-Port Gigabit PoE+ L2 Wireless Management Switch with 4 Dual-Speed SFP; 740w
Wireless Managed Access Point	
EWS310AP	Dual Band Wireless N600 Managed Indoor Access Point
EWS320AP	Dual Band Wireless N900 Managed Indoor Access Point
EWS360AP	Dual Band Wireless AC1750 Managed Indoor Access Point
EWS610AP	Dual Band Wireless N600 Managed Outdoor Access Point
EWS620AP	Dual Band Wireless N900 Managed Outdoor Access Point
EWS660AP	Dual Band Wireless AC1750 Managed Outdoor Access Point
PoE+ Layer 2 Managed Switch	
EGS5212FP	8-Port Gigabit PoE+ L2 Managed Switch with 2 GbE Ports and 2 Gigabit SFP; 130w
EGS7228P	24-Port Gigabit PoE+ L2 Managed Switch with 4 Dual-Speed SFP; 185w
EGS7228FP	24-Port Gigabit PoE+ L2 Managed Switch with 4 Dual-Speed SFP; 370w
EGS7252FP	48-Port Gigabit PoE+ L2 Managed Switch with 4 Dual-Speed SFP; 740w

¹ Mesh Network is supported through future firmware upgrade.