

19" PROline Wall Mounting Cabinets



19" PROline Wall Mounting Cabinets

Family

W:600 mm PROline Series Wall Mounting Cabinets

PROline networking enclosures/cabinets combine high quality design with superior performance. Tested with 300 kgs on the wall, 3 times the nominal weight load of 100kgs.

The design allows the cabinet to carry heavy telecom equipment, UPS and batteries in addition to standard network & IT equipment such as switches, patch panels and cables.

This product gives maximum performance on cabling and networking infrastructure, providing an economic solution using high quality fully automated production.

The 600x450mm and 600x600mm PROline Wall Cabinet series is available in 5 heights from 7U through to 20U. Each cabinet is supplied as standard with a glass front door, rear panel and removable side panels, all of which are lockable using the same key. Offering a wide portfolio for the majority of infrastructure requirements.

Standard colours RAL 9005 Black and RAL 7035 Light Grey, with fine wrinkle soft touch paint providing a professional appearance for the office environment.

Each unit is delivered as a single piece, assembled product with 19" mounting profiles (2 mounting profiles for 450 mm deep and 4 mounting profiles for the 600 mm deep).

Paint finish has nano technology pre-treatment process Bonderite/Henkel chemicals applied before epoxy powder coating application, 80-120 micron thickness, 500+ hours of salt spray testing performed, for high corrosion resistance.



19" PROline Wall Mounting Cabinets

Family

Construction Details:

Main profile, framework, top/bottom cases: Multi folded automated bending technology corner profile system, resulting in a heavy duty structure with high load capacity.

Monoblock multi folded welded top and bottom panels provide a strong construction for fixing to corner uprights. The top cover is pre-punched with ventilation slots for passive ventilation. There is also an option for fan installation for active ventilation.

The top cover and base panel have cable entry points with rubber edged sliding mechanism (w:145 x d:70 mm), allowing cabling insertion.

The rubber edged mechanism slides between 0 to 50 mm. After inserting the cables, the rubber edged mechanism holds and fixes the cables in parallel helping to prevent dust entry into the cabinet.

Front door is integrated with decorative 1.2 mm thickness metal frames, full length smoked, antistatic 4.0 mm safety glass with single point locking barrel lock.

Front door opening direction is set right to left, but is reversible to left to right on site if required. It is easy to remove the front door via a spring loaded hinge pin, which allows full access when installing equipment or cabling.

Lockable side panels with a keyed barrel lock for easy removal in seconds during installation.

Base and rear panel have PVC cable gland plates, top cover has a rubber edged sliding mechanism to seal cable entry.



19" PROline Wall Mounting Cabinets

Family

19" Rail Features:


The 19" rails of Lande PROline Series Wall Cabinet have automated silk-screen U numbering, from top to bottom and bottom to top. This helps when installing equipment. 19" rails are 4 fold bending for strength, 1.5 mm thickness provides high load capacities. The 19" rails are made of steel with 8-12 micron zinc plating for corrosion resistance. The 19" rails are adjustable in depth.

With removable door and side panels the PROline Series allows 3 way access to your enclosure and equipment, providing easy access to equipment for installation and maintenance needs.

Additional Features;

PROline Wall Cabinets have a rear panel which is multifolded with 5 folds providing rigidity and high load capacity. The panel can be used as wall fixing pattern on wall. This feature provides cost efficiency on site allowing one engineer to fit a heavy enclosure to the wall.

Firstly, the rear panel is placed on the wall for marking purposes, this can then be fixed to the wall without the main cabinet unit. Finally, the cabinet to be hung over the rear panel and secured to the rear panel by internal screws within the cabinet.



19" PROline Wall Mounting Cabinets

Family

Additional Features and Options:

All Lande PROline Wall Cabinets have the option to add adjustable levelling feet or castors. This feature enables PROline wall cabinets to be used as free standing cabinets or for under desk applications.



Part numbers to order:

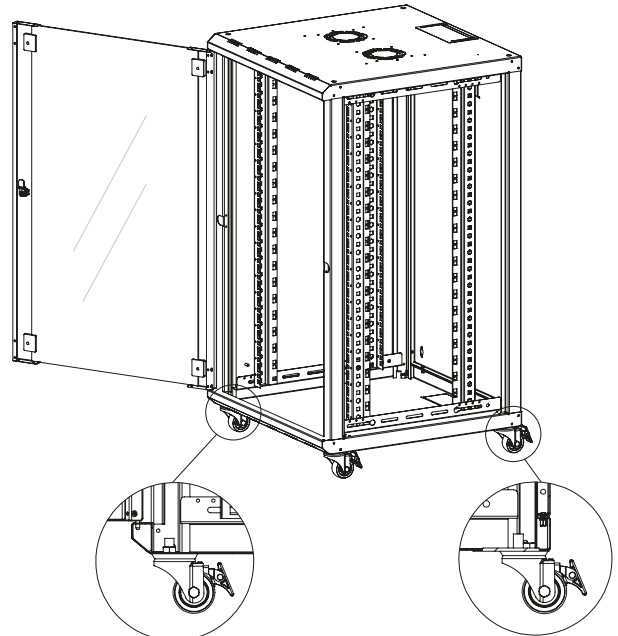
823415 LN-ZMN-TKR-5020-XX for Castor Set

823414 LN-ZMN-PNY-1040-XX for Adjustable Levelling Feet Set



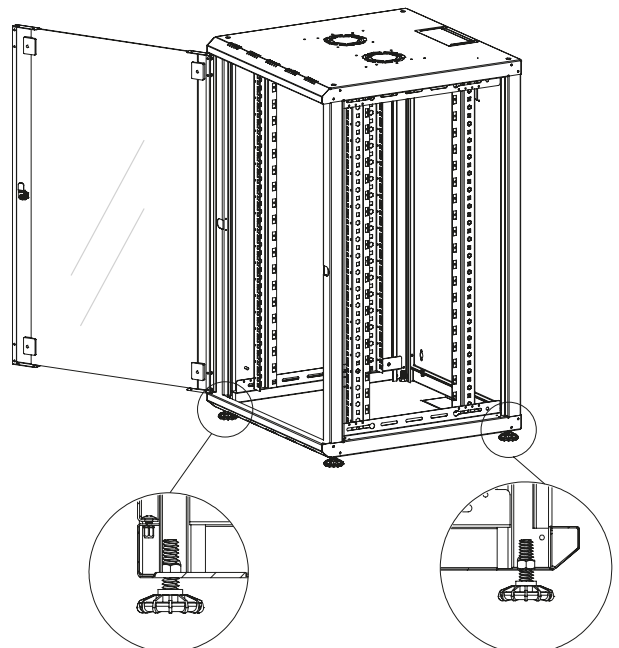
The cabinet frame and panels have Copper welded lugs to allow continuity earthing. The earth kit comprises; 4 pcs 40 cm long, 2.5 mm² cable diameter, yellow green grounding cables and fixing hardware and labels.

831920 LN-DGR-TPR-5L40-PR



Front castor with brake

Rear castor



Feet

Feet



19" PROline Wall Mounting Cabinets

Width: 600 mm
Depth: 450 mm

Load Capacity: 100 kgs.

U Height: 7U, 9U, 12U, 16U and 20U

Standards and Compliances:



ISO 9001
Quality Management System

EN 61587-1
Mechanical Structures for
Electronic Equipment

IEC 297-1, 19" Mounting
IEC 297-2 Overall Cabinet Dimensions

EN/IEC 60529- IP20 Ingress Protection
performance

EN/IEC 62262- IK07 Mechanical
Impact Resistance



CE conform to
EN 60950-1
Information Technology
Equipment, Safety,
Part-1: General Requirement

EN IEC 62368-1 Audio/Video,
Information and Communication
Technology Equipment
Part 1: Safety requirements



UL listed to
UL 2416, Outline of Investigation for
Audio/Video, Information and
Communication Technology Equipment
Cabinet, Enclosure and Rack
Systems; UL 60950-1 and CSA
C22.2 NO. 60950-1-07, Information
Technology Equipment Safety
Part 1: General Requirements



Environment Friendly;
ISO 14001 Environmental
Management System
RoHS compliancy
%100 Recyclable Material

Standard Colors:



RAL 7035 Light Grey




RAL 9005 Black



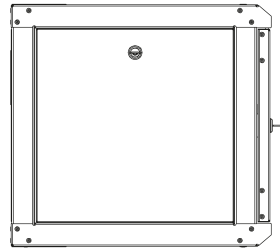
19" PROline Wall Mounting Cabinets

Width: 600 mm
Depth: 450 mm

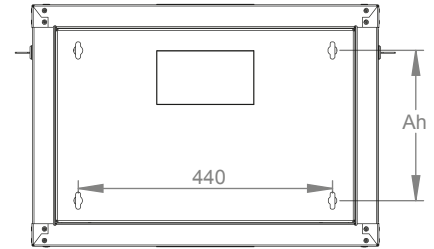
Construction Drawings



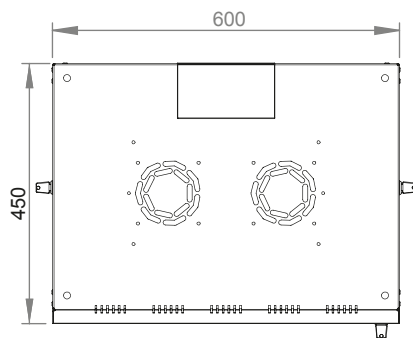
Front view



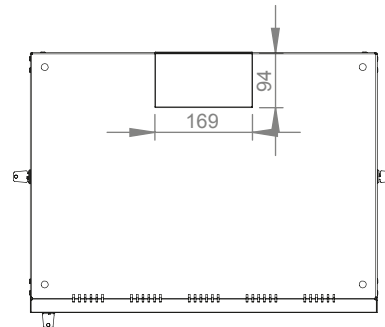
Side view



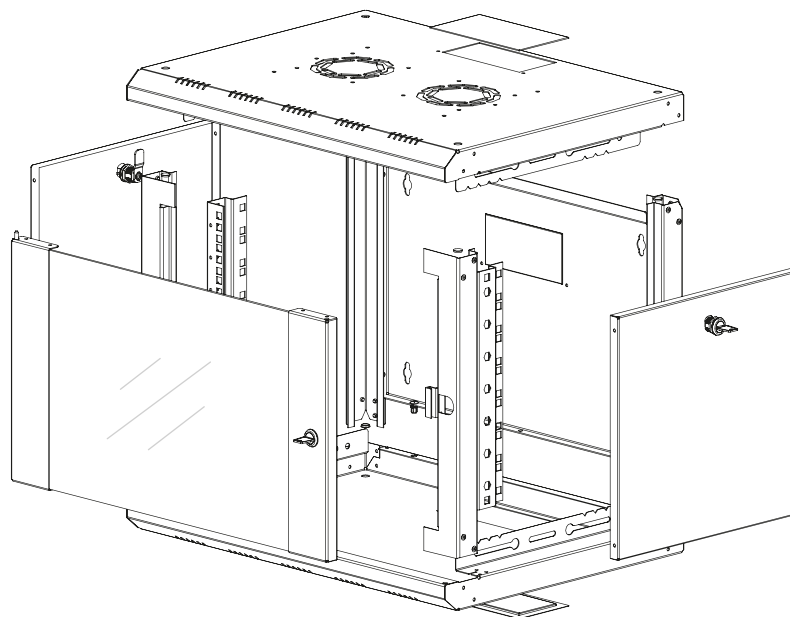
Rear view



Top view



Bottom view

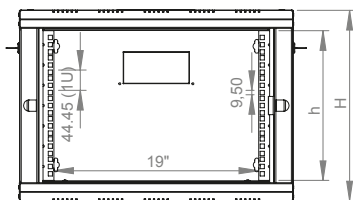
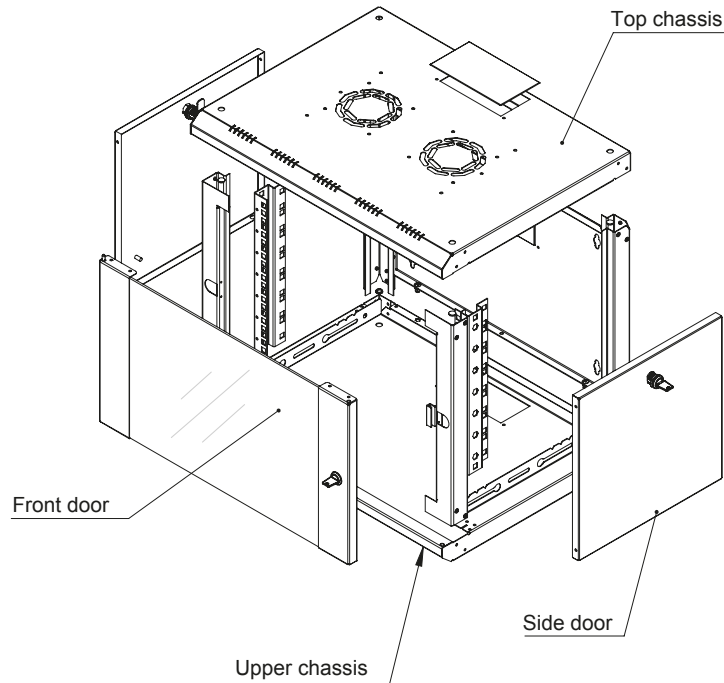


Exploded view

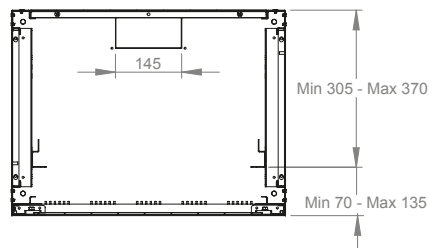
19" PROline Wall Mounting Cabinets

Width: 600 mm
Depth: 450 mm

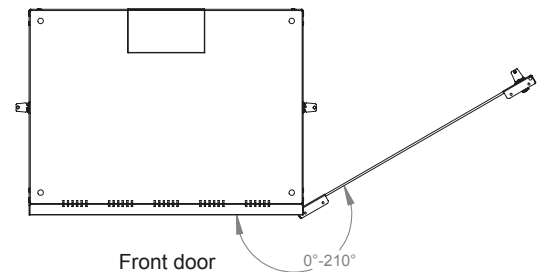
Construction Drawings



Dimensions in
width and height



Max / Min equipment
mounting distance



Front door
opening angle

19" PROline Wall Mounting Cabinets - 450mm Deep

Comtec Part Code	Manufacturer Part Code	Description	Dimensions (HxWxD)
831254	LN-PR07U6045-BL	Proline Wall Mount Cabinet 7U Black	7U x 600mm x 450mm Weight 14.5Kg
831255	LN-PR09U6045-BL	Proline Wall Mount Cabinet 9U Black	9U x 600mm x 450mm Weight 17.6Kg
831256	LN-PR12U6045-BL	Proline Wall Mount Cabinet 12U Black	12U x 600mm x 450mm Weight 22.5Kg
831257	LN-PR16U6045-BL	Proline Wall Mount Cabinet 16U Black	16U x 600mm x 450mm Weight 29Kg
831258	LN-PR20U6045-BL	Proline Wall Mount Cabinet 20U Black	20U x 600mm x 450mm Weight 35Kg
831259	LN-PR07U6045-LG	Proline Wall Mount Cabinet 7U Grey	7U x 600mm x 450mm Weight 14.5Kg
831260	LN-PR09U6045-LG	Proline Wall Mount Cabinet 9U Grey	9U x 600mm x 450mm Weight 17.6Kg
831261	LN-PR12U6045-LG	Proline Wall Mount Cabinet 12U Grey	12U x 600mm x 450mm Weight 22.5Kg
831262	LN-PR16U6045-LG	Proline Wall Mount Cabinet 16U Grey	16U x 600mm x 450mm Weight 29Kg
831263	LN-PR20U6045-LG	Proline Wall Mount Cabinet 20U Grey	20U x 600mm x 450mm Weight 35Kg

19" PROline Wall Mounting Cabinets

Width: 600 mm
Depth: 600 mm

Load Capacity: 100 kgs.

U Height: 7U, 9U, 12U, 16U and 20U

Standards and Compliances:



ISO 9001
Quality Management System

EN 61587-1
Mechanical Structures for
Electronic Equipment

IEC 297-1, 19" Mounting
IEC 297-2 Overall Cabinet Dimensions

EN/IEC 60529- IP20 Ingress Protection
performance

EN/IEC 62262- IK07 Mechanical
Impact Resistance



CE conform to
EN 60950-1
Information Technology
Equipment, Safety,
Part-1: General Requirement

EN IEC 62368-1 Audio/Video,
Information and Communication
Technology Equipment
Part 1: Safety requirements



UL listed to
UL 2416, Outline of Investigation for
Audio/Video, Information and
Communication Technology Equipment
Cabinet, Enclosure and Rack
Systems; UL 60950-1 and CSA
C22.2 NO. 60950-1-07, Information
Technology Equipment Safety
Part 1: General Requirements



Environment Friendly;
ISO 14001 Environmental
Management System
RoHS compliancy
%100 Recyclable Material

Standard Colors:



RAL 7035 Light Grey




RAL 9005 Black



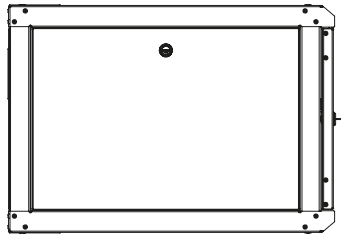
19" PROline Wall Mounting Cabinets

Width: 600 mm
Depth: 600 mm

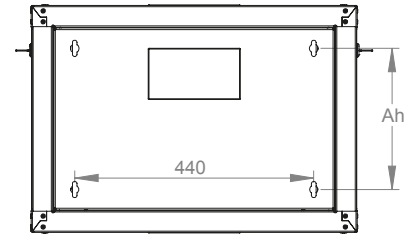
Construction Drawings



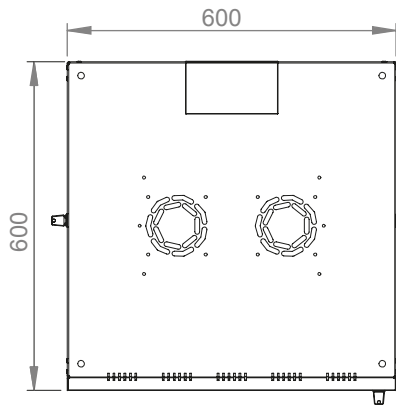
Front view



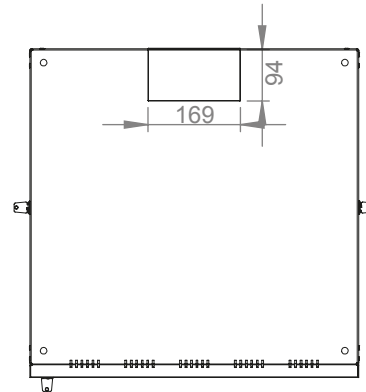
Side view



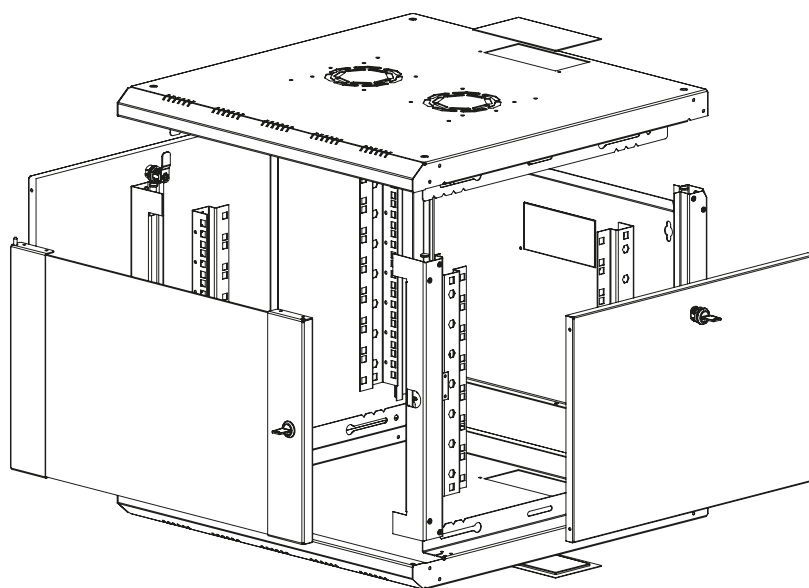
Rear view



Top view



Bottom view

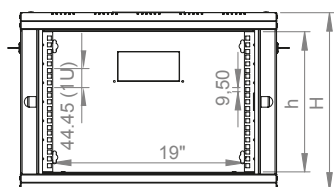
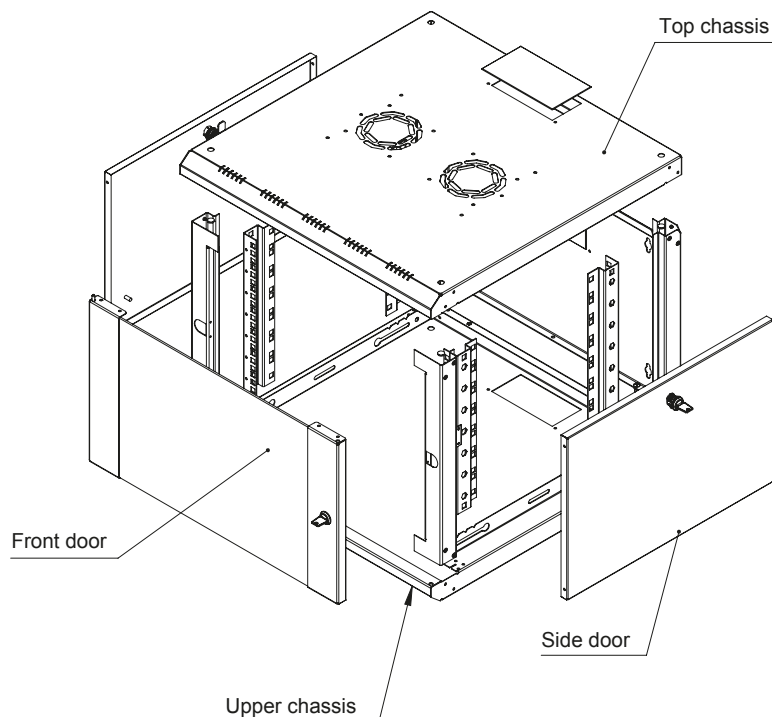


Exploded view

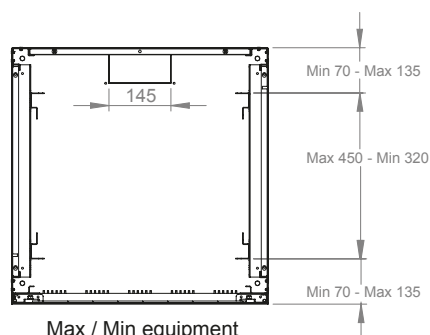
19" PROline Wall Mounting Cabinets

Width: 600 mm
Depth: 600 mm

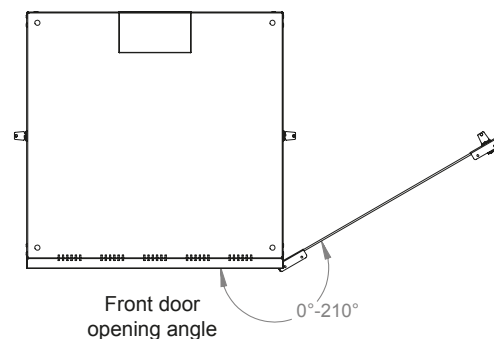
Construction Drawings



Dimensions in
width and height



Max / Min equipment
mounting distance



Front door
opening angle

19" PROline Wall Mounting Cabinets - 600mm Deep

Comtec Part Code	Manufacturer Part Code	Description	Dimensions (HxWxD)
831264	LN-PR07U6060-BL	Proline Wall Mount Cabinet 7U Black	7U x 600mm x 600mm Weight 18Kg
831265	LN-PR09U6060-BL	Proline Wall Mount Cabinet 9U Black	9U x 600mm x 600mm Weight 22Kg
831266	LN-PR12U6060-BL	Proline Wall Mount Cabinet 12U Black	12U x 600mm x 600mm Weight 28Kg
831267	LN-PR16U6060-BL	Proline Wall Mount Cabinet 16U Black	16U x 600mm x 600mm Weight 36Kg
831268	LN-PR20U6060-BL	Proline Wall Mount Cabinet 20U Black	20U x 600mm x 600mm Weight 43Kg
831274	LN-PR07U6060-LG	Proline Wall Mount Cabinet 7U Grey	7U x 600mm x 600mm Weight 18Kg
831275	LN-PR09U6060-LG	Proline Wall Mount Cabinet 9U Grey	9U x 600mm x 600mm Weight 22Kg
831276	LN-PR12U6060-LG	Proline Wall Mount Cabinet 12U Grey	12U x 600mm x 600mm Weight 28Kg
831278	LN-PR16U6060-LG	Proline Wall Mount Cabinet 16U Grey	16U x 600mm x 600mm Weight 36Kg
831279	LN-PR20U6060-LG	Proline Wall Mount Cabinet 20U Grey	20U x 600mm x 600mm Weight 43Kg

19" PROline Rear Section for Wall Mounting Cabinets

Features of Rear Wall Section:

All Lande PROline Wall Cabinets have the option for a rear section unit. The rear section is a heavy duty welded framed construction, 2.0 mm thick.

A PVC cable entry gland plate is provided at the wall side, to allow a cable to run through. The 19" provision, located in the rear section module, allows additional space inside (100 mm). Triangular positioning brackets for alignment and heavy load capability.

Side locking clasp secures the rear 100mm box to the welded 50mm depth frame, which integrates the rear section to the main PROline wall cabinet.

Top and bottom of the rear section module has cable entry cut-outs, closed with brushed cable entry provisions. A 50 kgs load capacity exists whilst the cabinet is in swinging position. *** 50 kgs load capacity measured at integrated front position of cabinet d:450 mm PROline Rear Section Module, can be integrated to d:450 mm version wall mounting cabinet, which gives overall cabinet dimensions of 450+150=600 mm, with load capacity of 50 kgs.

PROline Rear Section can be integrated to d:600 mm version wall mounting cabinet, with overall cabinet dimensions of 600+150=750 mm. Note; the load capacity is reduced to 35 kgs of load.

*** At 600 + 150 mm configuration, recommended to use for free standing purposes.

PROline Rear Sections are sold as separate units.

Install note. After removing the rear panel of existing wall mounting cabinet, only 4 screws require to be tightened again for integration of rear section unit.

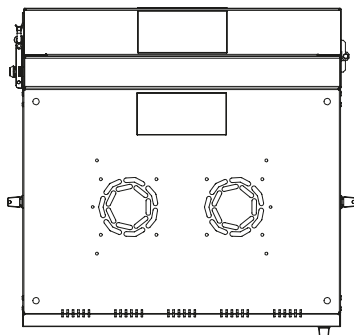
Offers left to right fitment options.

Lande PROline Rear Sections are in RAL 7035 Light Grey and RAL 9005 Black colour.

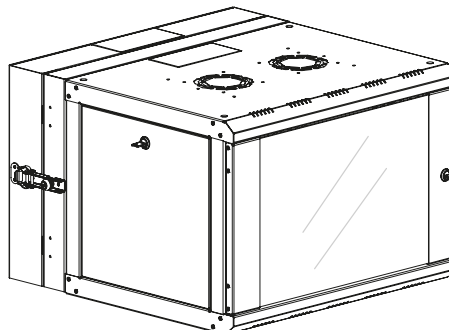


19" PROline Heavy Duty Rear Section for Wall Mounting Cabinets

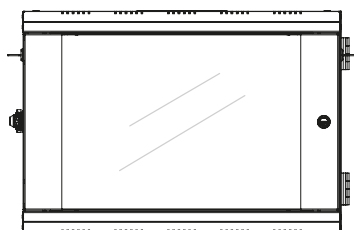
Construction Drawings



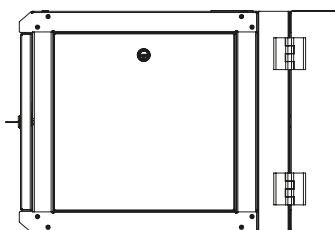
Top view



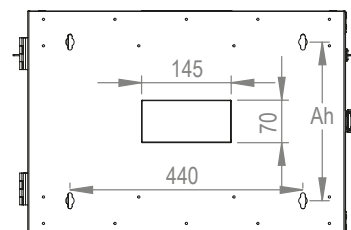
Isometric view



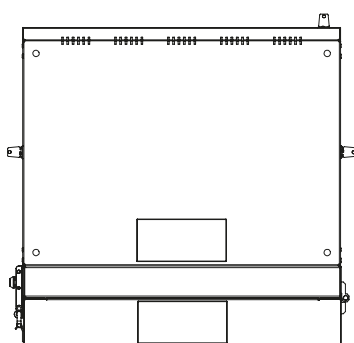
Front view



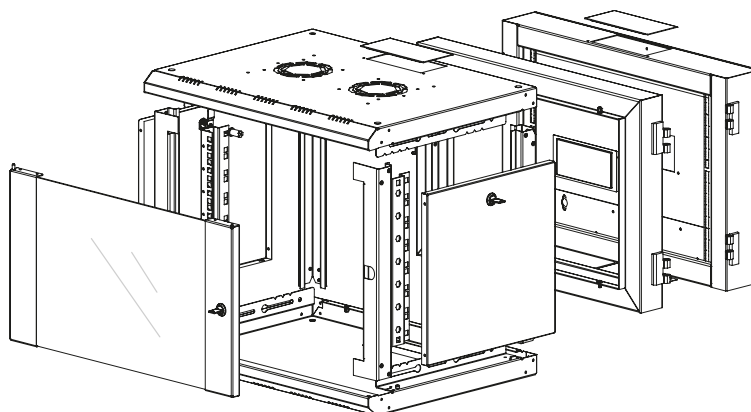
Side view



Rear view



Bottom view

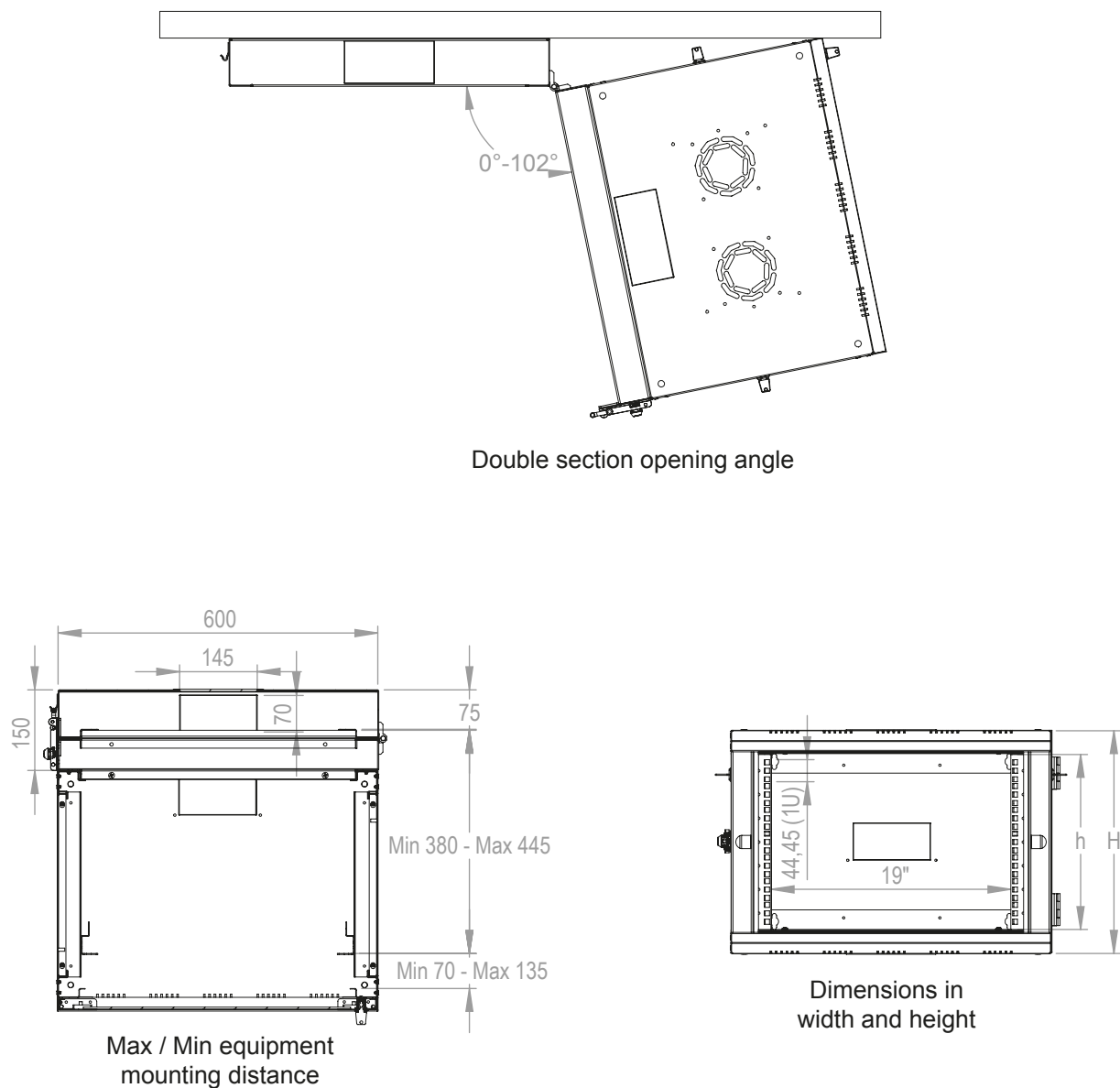


Exploded view

	Ah
7U	300 mm
9U	389 mm
12U	522 mm
16U	700 mm
20U	878 mm

19" PROline Heavy Duty Rear Section for Wall Mounting Cabinets

Construction Drawings



19" PROline Rear Section			
Comtec Part Code	Manufacturer Part Code	Description	Dimensions (HxWxD)
831494	● LN-WM07U6015-BL	Proline Wall Mounting 19" Rear Section For 7U Heights Black	423mm x 600mm x 150mm
831496	● LN-WM07U6015-LG	Proline Wall Mounting 19" Rear Section For 7U Heights Grey	423mm x 600mm x 150mm
831498	● LN-WM09U6015-BL	Proline Wall Mounting 19" Rear Section For 9U Heights Black	423mm x 600mm x 150mm
831499	● LN-WM09U6015-LG	Proline Wall Mounting 19" Rear Section For 9U Heights Grey	423mm x 600mm x 150mm
831503	● LN-WM12U6015-BL	Proline Wall Mounting 19" Rear Section For 12U Heights Black	646mm x 600mm x 150mm
831504	● LN-WM12U6015-LG	Proline Wall Mounting 19" Rear Section For 12U Heights Grey	646mm x 600mm x 150mm
831505	● LN-WM16U6015-BL	Proline Wall Mounting 19" Rear Section For 16U Heights Black	824mm x 600mm x 150mm
831506	● LN-WM16U6015-LG	Proline Wall Mounting 19" Rear Section For 16U Heights Grey	824mm x 600mm x 150mm
831507	● LN-WM20U6015-BL	Proline Wall Mounting 19" Rear Section For 20U Heights Black	1001mm x 600mm x 150mm
831508	● LN-WM20U6015-LG	Proline Wall Mounting 19" Rear Section For 20U Heights Grey	1001mm x 600mm x 150mm

Accessories



19" PROline Rear Section			
Comtec Part Code	Manufacturer Part Code	Description	Dimensions (HxWxD)
831280	LN-PRF-CMD-07UD-ZN	Additional 7U 19" Equipment Mounting Rails 1 set: 2pcs (left/right) for 450mm deep Proline Wall Mount	35mm x 65mm x 328mm
831281	LN-PRF-CMD-09UD-ZN	Additional 9U 19" Equipment Mounting Rails 1 set: 2pcs (left/right) for 450mm deep Proline Wall Mount	35mm x 65mm x 417mm
831282	LN-PRF-CMD-12UD-ZN	Additional 12U 19" Equipment Mounting Rails 1 set: 2pcs (left/right) for 450mm deep Proline Wall Mount	35mm x 65mm x 551mm
831283	LN-PRF-CMD-16UD-ZN	Additional 16U 19" Equipment Mounting Rails 1 set: 2pcs (left/right) for 450mm deep Proline Wall Mount	35mm x 65mm x 728mm
831284	LN-PRF-CMD-20UD-ZN	Additional 20U 19" Equipment Mounting Rails 1 set: 2pcs (left/right) for 450mm deep Proline Wall Mount	35mm x 65mm x 906mm
823008	LN-FAN-BB-1FPR-BL-UK	1 Fan Module 220V AC, Low noise, long life, on/off switch, thermostat controlled, 2m Cable	346mm x 145mm x 50mm
823010	LN-FAN-BB-2FPR-BL-UK	2 Fan Module 220V AC, Low noise, long life, on/off switch, thermostat controlled, 2m Cable	346mm x 145mm x 50mm
831920	LN-DGR-TPR-5L40-PR	4 lead Earth Kit with Fixings	-
823414	LN-ZMN-PNY-1040-XX	Levelling Feet (4 pcs) M10 Dia	-
823415	LN-ZMN-TKR-5020-XX	Castor Kit (4 pcs) M10 Dia	-
831947	LN-DGT-4150	Mechanical 3 Digit Lock Handle	-



www.comtecdirect.co.uk

Cardinal Way
Cardinal Distribution Park
Godmanchester
Huntingdon
England
PE29 2XJ
Phone: +44 (0)1480 415000
Email: sales@comtecdirect.co.uk

Comtec Glasgow
Trade Counter & Sales Office
20 Couper Street
Glasgow
G4 ODL
Phone: +44 (0)141 564 1234
Email: glasgow@comtecdirect.co.uk