


**D-LINE®**



***Trunking***  
***Decorative Style***

***Quick to fit, Looks Great!***

# Introduction

***“The most innovative trunking development in decades... by saving any need to spoil surfaces D-Line is the ideal solution where time and appearance matter”***

In many instances by eliminating hassle, and providing a uniquely aesthetic finish, D-Line makes a surface installation the most attractive option.

Whether concealing cables or pipes huge efficiency gains are achievable. Where traditional trunkings look unfashionable and unacceptable, D-Line provides an alternative to taking up floors, channelling walls or fitting new panels; and so saves redecorating also!

The patented one piece designs make D-Line lengths (5 semi-circle profiles and 2 quadrants) easy to handle and quick to install; flush-fit accessories provide a perfect finish, with tabs to create a secure fit.

D-Line creates a lasting impression that adds value to any surface installation.

Since launch in 2005 the range has evolved in consultation with specifiers, trade installers and end-users to create a family of products that as customers feedback is ***‘quick to fit, looks great’*** ... making D-Line a better choice all round!

## **To specify D-Line Trunking...**

***“Cables and pipes to be contained in Semi-Circular (or Quadrant) one piece trunking manufactured from self-extinguishing and UV stabilised PVC, with a click-lock lid and having a tensioned elastomer hinge. Conforming to BS EN 50085-1. Accessories to provide smooth flush appearance and secured by male fixing tabs. For use with manufacturers surface boxes, compliant to BS4662.”***



# Key Features



## Unique Shapes

2 Quadrant designs for flooring, coving and cornices.  
5 Semi-Circle designs for cable drops, ceilings and skirting tops.



## Patented Hinged and Click-lock Lid

single piece design for easy handling and fitting



## Secure Accessories

no maintenance



## Flush Fit Design

for perfect finish




## Can be Painted

accepts gloss or emulsions



## Self-Adhesive

note tensioned lid to retain cables before click locking



## Choice of 6 Colours + Stainable Quadrant

Blend to decor or create a striking feature



## Fast fit Surface Boxes

adaptors lock boxes to D-Line lengths



## 2 cables in 1 clip

FCLIP fits in D-Line lengths to comply with BS5839 pt1



## Pipe Clips

Stylish solutions for Plastic and Copper pipes

# Fire & Security

**Installers can fit D-Line lengths (& FClips) then fix cables. The accessories simply retro fit over the cables and the hinged lid fastens to give a safe and secure finish.**

## Profiles blend with decor



## D-Line FCLIP



D-line FCLIP fits perfectly into 30mm bases ( $\frac{1}{2}$  circle and quadrant).

It is a requirement of BS5839 Part 1 that surface mounted Fire Performance cables must be secured using metallic fixings that can withstand the same temperatures and vibration as the Fire Performance cables.

The D-Line FCLIP satisfies cable management requirements of BS5839 part 1. Tests confirmed that the FCLIPs when subjected to 830 °C (+/-40°C) for 30 minutes at a voltage of 500V rms, enabled the FP cables to maintain circuit integrity.

The FCLIP is manufactured from high temperature steel, with a gold passivated finish to provide protection against mildly corrosive elements. With no sharp edges and easy to fold tabs the FCLIP is simple to use.

Installation time is at least halved as one clips fits 2 FP cables, compared to fixing one P-type clip per FP cable.



*Saving the need to spoil surfaces saves hassle and install time... clients appreciate the efficiency and quality finish.*

## 30x15mm ideal for switch drops



**30x15mm makes perfect solution for surface lighting**

Use circular adaptor from 30x15mm into 20mm entries



fit



fix



fasten

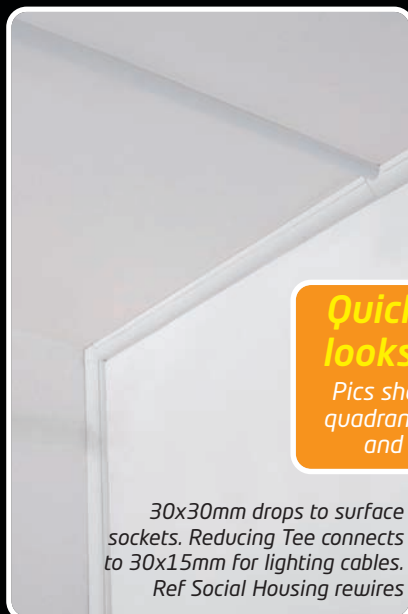


**Electricians can lock boxes directly above the D-Line on skirting tops. Ideal for rewire projects**



Hinge and click lock lid makes easier handling & fitting

40x20mm concealing 2x2.5mm T&E cables. Adaptor tees lock into D-Line twin surface boxes



**Quick to fit, looks great!**

Pics show 30x30 quadrant as coving and cornice

30x30mm drops to surface sockets. Reducing Tee connects to 30x15mm for lighting cables. Ref Social Housing rewires



**D-Line wins approval in areas where traditional trunkings are unacceptable**



60x30mm D-Line fixed at picture rail height to conceal T&E's in Social Housing... saving need for false ceilings and walls

# Floors & Worktops

*Quick to fit, cables can be hidden in quadrants that provide unique cable paths.*

## **Hides cables trailing on floor surrounds**



*Self-adhesive... no need to nail or tack!*




**before**



**after**

*Flush accessories... no need to mitre corners*

## **Can match to wood floors**



*Wood effect (mid-oak)  
(pic. cable outlet)*




*22x22mm Premium wood-fibre can be varnished to match darker floors*



## **Provides alternative solutions**



*Ideal for benchtops*



*30x30mm eliminates skirting*



*Hide unsightly worktop cables*

*D-Line users can conceal cables without need to spoil surfaces. Then there's the ongoing benefit that it's easy to later add or remove cables!*

## **Hides cables drops from wall mount TVs**



60x30mm for optimum capacity (pic. Cable Outlet)



Colours can match to walls or screen trims



30x15mm accepts 1x power + 1 x aerial cable




50x25mm scales with wide and narrow screens


## **For surround sound cables**




Use 16x8mm for speaker wires



**before**



**after**



22x22mm floor quadrant

## **Blends above skirting**



30x15mm blends above skirting use Adaptor Tee to fit upto surface box



Skirting Tee links 60x30mm vertical to 30x15mm horizontals



30x15mm accepts twin co-ax (pic. internal and external bends also)

# In the Home

**D-Line is ideal for many installations where traditional trunking would never be acceptable**



30x15mm Black hiding broadband cables on fireplace surround

*Previously in selecting the shortest cable route, service providers had to leave exposed cabling...*

*because there was no real alternative, until D-Line!*



16x8mm White hiding telephone wires

**D-Line is the quickest and modern way to hide vertical pipe drops, and blends above skirting. No need for box covers or exposed pipework!**

**Semi-Circular D-Line is a perfect solution for hiding 10mm & 15mm surface pipework... plastic and copper!**



40x20mm makes it quick and easy to fit 10mm pipes

**fit**




15mm pipe clip in 60x30mm

**fix**




**fasten**



60x30mm neatly hides 2x15mm pipes


60x30mm flat bend is a smart cover between vertical drop and 60x30mm trunking along to radiator



**Open back design means accessories can be easily retro fitted after soldering copper pipes**



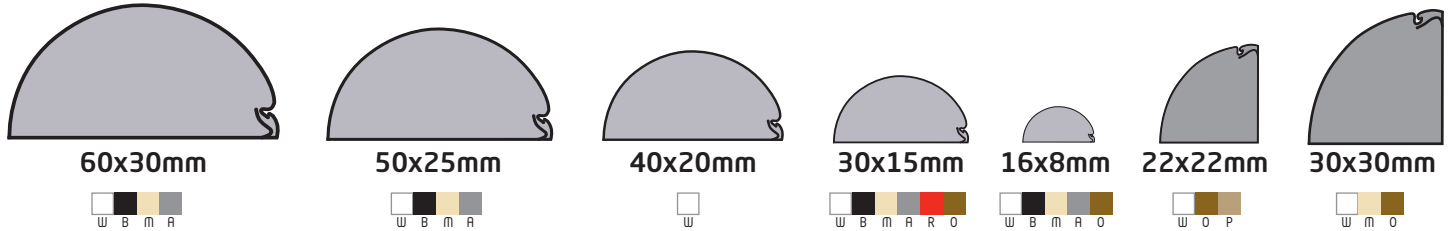
Male fixing tabs securely hold accessories



**Quick to fit, Looks Great!**

# Product Reference Guide

## To select lengths



illustrations not to scale

## Part Codes - Lengths



Example **\_6030WSA**

- - **60 30 W SA**  
 BASE HEIGHT COLOUR SELF  
 (mm) (mm) ADHESIVE


60x30mm white self adhesive

- select D-Line length from options listed opp page

### Colour Suffixes

(as pic opp L - R)

- A** Aluminium
- R** Red
- W** White
- B** Black
- M** Magnolia
- P** Premium Wood (stainable 22x22 only)
- O** Oak-Effect



## To select accessories



**Coupler CP**  
Connects lengths



**Flat Bend FB**  
Joins vertical to horizontal runs on flat surfaces



**Flat Bend FB/OBS Non Radiussed**  
For right-angled flat corners (e.g door frames)



**External Bend EB**  
Joins external right-angle corners



**External Bend EB**  
Pic 22x22 Quadrant version



**Internal Bend IB**  
Joins internal right-angle corners



**Internal Bend IB**  
Pic 22x22 Quadrant version



**Equal Tee ET**  
Connects 3 lengths of same size



**Skirting Tee ST**  
Links 60x30 vertical to 2 30x15 horizontal



**Pattress Adaptor PA**  
Links 30x15 to ceiling roses/sensors



**Circular Adaptor CA**  
30x15 only... Fits 20mm dia entries e.g surface lighting /break glass units



**Cable Outlet CO**  
60x30 (2 x 17.5mm dia exits)  
30x15 (1x 16.5mm x 8.5mm exit)



**Reducing Tee RT**  
Links to smaller lengths



**Corner Tee CT**  
Links 3 30x30 quadrants



**Adhesive Divider AD**  
Separates LV/Mains cables



**End Cap EC**  
Gives perfect finish to end of run



**Single Surface Box**  
28 mm Depth **SSB28**  
35 mm Depth **SSB35W**

Note... BA as pic to order separately



**Twin Surface Box**  
28 mm Depth **TSB28**  
35 mm Depth **TSB35W**


Note... BA as pic to order separately



**Box Adaptor BA**  
30x15 only Interfaces 30x15 and surface boxes



**Box Adaptor Tee AT**  
Connects surface boxes above lengths



**Fire Clip FCLIP**  
Secures 2 x 1.5mm 2c Fire Performance cables to comply with BS5839pt1 use with metallic fixings



**Pipe Retaining Clips PR**  
for 2 x 10mm & 2 x 15mm pipes Steel pic (DFIX) option for 10mm pipes



**Pipe Plate\* PP**  
Guide plate for 2 x 15mm pipe bends



**Pipe Exit Tee\* PET**  
60x30 only Hides 15mm push fit connectors

41mm depth Euro boxes also available

All pictures for illustrative purposes.  
D-Line reserves the right to amend designs.  
\*Availability subject to enquiry.



## Semi Circular profiles & Accessories

| Description                               | 60x30mm      | 50x25mm     | 40x20mm       | 30x15mm      | 16x8mm       |
|---|--------------|-------------|---------------|--------------|--------------|
| colours available                         |              |             |               |              |              |
| 1.5m length Self Adhesive                 | D156030__SA  | D155025__SA |               | D23015__SA   | D21608__SA   |
| 2m length Self Adhesive                   | D26030__SA   | D25025__SA  | D24020__WSA   | D23015__SA   | D21608__SA   |
| 3m length Self Adhesive                   | 3D6030__WSA  | 3D5025__SA  | 3D4020__WSA   | 3D3015__SA   | 3D1608__SA   |
| 3m Self Adhesive Divider                  | 3AD6030L     | 3AD5025L    |               | 3AD3015L     |              |
| Flat Bend-Square                          | FB6030__/OBS | FB5025__    | FB4020__W/OBS | FB3015__/OBS | FB1608__/OBS |
| Flat Bend-Radiused                        | FB6030__     |             | FB4020__W     | FB3015__     | FB1608__     |
| Internal Bend                             | IB6030__     | IB5025__    | IB4020__W     | IB3015__     | IB1608__     |
| External Bend                             | EB6030__     | EB5025__    | EB4020__W     | EB3015__     | EB1608__     |
| Equal Tee                                 | ET6030__     | ET5025__    | ET4020__W     | ET3015__     | ET1608__     |
| Cable Outlet                              | CO6030__     |             |               | CO3015__     |              |
| Plain Coupler                             | CP6030__     | CP5025__    | CP4020__W     | CP3015__     | CP1608__     |
| Reducing Tee (to 30x15)                   | RT6030__     | RT5030__    |               |              |              |
| Circular Adaptor                          |              |             |               | CA3015__W    |              |
| Pattress / Ceiling Rose Adaptor           |              |             |               | PA3015__W    |              |
| End Cap                                   | EC6030__     | EC5025__    | EC4020__W     | EC3015__     | EC1608__     |
| Fire Clip                                 |              |             |               | FCLIP        |              |
| Pipe Exit Tee*                            | PE6030__W    |             |               |              |              |
| Pipe Guide Plate*                         | PP6030       |             |               |              |              |
| Pipe Retaining Clip                       | 15PR63       | 10PR52      | DFIXCLIP      |              |              |
| Adaptor Tee                               | AT6030__     | AT5025__    | AT4020__W     | AT3015__     |              |
| 30x15 Box Adaptor                         |              |             |               | BA3015__     |              |
| 28mm Single Surface Box (square corners)  |              |             |               | SSB28__      |              |
| 28mm Single Surface Box (rounded corners) |              |             |               | SSB28__W     |              |
| 28mm Twin Surface Box (square corners)    |              |             |               | TSB28__      |              |
| 28mm Twin Surface Box (rounded corners)   |              |             |               | TSB28__W     |              |
| 35mm Single Surface Box (square corners)  |              |             |               | SSB35__W     |              |
| 35mm Twin Surface Box (square corners)    |              |             |               | TSB35__W     |              |



## Quadrant profiles

| Description              | 22x22mm    | 30x30mm     |
|--------------------------|------------|-------------|
| colours available        |            |             |
| 2m length self adhesive  | D222QS__SA | D230QS__SA  |
| 3m length self adhesive  |            | 3D30QS__WSA |
| Flat Bend                | FB22QS__   | FB30QS__    |
| External Bend            | EB22QS__   | EB30QS__    |
| Corner Tee               |            | CT30QS__    |
| Box Adaptor Tee          |            | AT30QS__    |
| Cable Inlet              | CI22QS__   |             |
| Cable Outlet             | CO22QS__   | CO30QS__    |
| Reducing Tee 30/30-30/15 |            | RT30QS__    |
| Plain Coupler            | CP22QS__   | CP30QS__    |
| End Cap -Left            | EC22QS__/L | EC30QS__/L  |
| End Cap-Right            | EC22QS__/R | EC30QS__/L  |

Colour chips denote colour availability

Suffix **W** = Only available in white

### Part Codes -Accessories Colour Suffixes



Example EB3015A

| EB   | 30   | 15     | A      |
|------|------|--------|--------|
| PART | BASE | HEIGHT | COLOUR |
|      | (mm) | (mm)   |        |

External bend 30x15mm aluminium effect

| Colour Suffixes | Colour                              |
|-----------------|-------------------------------------|
| A               | Aluminium                           |
| R               | Red                                 |
| W               | White                               |
| B               | Black                               |
| M               | Magnolia                            |
| P               | Premium Wood (stainable 22x22 only) |
| O               | Oak-Effect                          |



## To fit D-Line

### Measuring up...



Use the relevant accessory part as a template. Mark the surface at the shoulder points of the accessory. These pencil marks indicate the point that the D-Line length needs to measure up to.



When fitting external bends end sections of lengths will need to touch.



The angles of the bends should match the angles of the wall. In some instances the sharp back corner may need to be rounded.

### Cutting D-Line



Measure length(s). Pencil mark where cut is required.

To achieve a straight cut, use a mitre block/saw 25+tpi, chopsaw or similar.

### Installing Lengths



For easier installation we advise horizontal runs are fixed with click-lock at top and hinge at base.



Take care when positioning D-Line as a strong bond will be created with surface.

### If required...



Where lengths and accessories are not perfectly joined, use decorator's caulk or similar to fill any gap.



D-Line can accept gloss or emulsion paints ... for best results use an abrasive eg. fine sandpaper to key the surface **prior to painting**.



**D-LINE.**

**D-Line (Europe) Limited**

Unit B2 Morston Quays

Stephenson Street

Wallsend

NE28 6UE

United Kingdom